



2017





4

5

6

.....	2
.....	6
.....	9
.....	10
.....	21
.....	29
.....	33



	7,464,664,934.38	4,949,746,889.51	50.81%
	983,001,211.23	709,741,024.33	38.50%
	970,581,936.99	694,253,492.10	39.80%
	-921,403,890.23	-665,740,138.48	-38.40%
/	0.34	0.25	36.00%
/	0.34	0.25	36.00%
	11.29%	10.43%	0.86%



2017

			74.65	50.81%
9.83	38.50%	7.96	51.50%	10.67%



	7,464,664,934.38	4,949,746,889.51	50.81%	
	4,520,040,801.14	3,046,785,118.86	48.35%	
	946,818,977.03	578,257,111.87	63.74%	
	1,018,690,379.20	686,703,967.54	48.34%	
	48,639,551.95	-22,092,119.71	320.17%	
	153,360,669.71	106,393,965.53	44.14%	
	796,493,894.36	525,744,758.41	51.50%	

30%

1



			9,000	22.50%		6						2017 04 07	http://www.cninfo.com.cn/	
			100,000	90.09%								2017 05 18	http://cninfo.com.cn/	
	--	--	109,000	--	--	--	--	--	--			--	--	--



3

--	--	--	--	--	--	--	--	--	--	--	--	--

87,103,191.73 618,763,191.73 30.94%



		--	--				0.00%	-99.73
)	2017	04	24					
)	2017	05	17					
			2017-024	2017	4	24		

1

2

10%





DAHUA SECURITY MALAYSIA SDN. BHD.		
DHTECH INDIA PRIVATE LIMITED		
DAHUA GUVENLIK TEKNOLOJILERI SANAYI VE TICARET ANONIM SIRKETI		
Dahua Technology Czech s.r.o.		
DAHUA ARGENTINA S.A.		





2

3

4

5

6



--	--



4

5

1 2016 12 2

80,000
2017 4 24 2017

17,490

1 / 30,000 5,700
10,000 40,000
2017 5
33.00% 22.50%

3,300

2 2017 4 25

19% 508.18

3 2017 4 25

20

4 2017 4 25

2,550

	2016 12 03	http://www.cninfo.com.cn/
2017	2017 04 25	http://www.cninfo.com.cn/
	2017 04 26	http://www.cninfo.com.cn/



1

1

2

3


369

10%

10%

2

1





2015/6/25

2017 4 24 300,000.00

C1		C2	
C3		C4	
A1+B1+C1	715,550.00	A2+B2+C2	110,000.00
A3+B3+C3	715,550.00	A4+B4+C4	169,000.00
A4+B4+C4		18.63%	
D			
E 70%		139,000.00	
F 50%			
D+E+F		139,000.00	

2

3

1

1

[Redacted]	[Redacted]	[Redacted]	[Redacted]
[Redacted]	[Redacted]	[Redacted]	[Redacted]

2







--	--	--	--	--






1

2017 06 30

	2,331,153,358.91	2,758,794,780.21
	1,214,481,784.14	1,148,207,671.63
	6,934,385,789.06	6,205,557,180.90
	77,836,252.39	66,929,703.91



	116,833,286.40	170,404,785.65
	302,118,217.88	197,038,099.92
	14,130,384,895.51	12,985,269,410.71
	92,970,227.00	90,496,000.00
	739,105,683.41	478,091,766.77
	77,630,935.16	37,128,177.33
	184,507,034.61	170,876,329.57
	1,064,113,732.98	642,218,388.04
	2,300,841.25	338,124,698.63





	2,037,508,159.66	1,942,450,124.68
	411,763,255.27	331,572,337.06



	596,996,941.50	589,582,012.29
		133,001,534.15
	2,661,242.01	2,295,121.72
	717,707,331.98	717,707,331.98
	4,854,244,363.66	4,161,017,062.96
	9,070,366,009.15	8,237,011,399.80
	108,028,857.60	188,773,235.48
	9,178,394,866.75	8,425,784,635.28
	16,997,986,152.21	15,366,397,939.88

|

|



	169,535,818.35	197,611,811.13





3

	7,464,664,934.38	4,949,746,889.51
	7,464,664,934.38	4,949,746,889.51
	6,677,841,591.33	4,390,573,419.20
	4,520,040,801.14	3,046,785,118.86
	54,023,359.42	30,430,834.82
	946,818,977.03	578,257,111.87
	1,018,690,379.20	686,703,967.54
	48,639,551.95	-22,092,119.71
	89,628,522.59	70,488,505.82
		2,851,456.00
	-14,018,542.65	12,782,064.33



4

	2,557,921,578.64	1,662,015,391.54
	196,545,410.39	123,966,905.08
	43,972,070.19	28,292,511.86
	612,842,981.09	402,739,439.16
	849,686,568.86	592,603,999.36
	13,988,727.95	7,108,430.67



2.		
3.		
4.		
5.		
6.		
	1,027,962,503.97	659,074,566.71
	0.35	0.23
	0.35	0.23

5


	6,660,197,246.65	5,147,145,993.91



	1,527,842,972.72	1,014,800,398.83

	731,085,000.00	278,812,900.00
	819,818,875.40	338,215,470.44
	-779,394,091.35	25,424,829.93
	834,655,000.00	200,000,000.00
	152,942,750.22	48,798,303.52
	987,597,750.22	248,798,303.52
	544,655,000.00	
	304,409,943.88	241,484,476.81
	106,310,488.88	128,095,989.80
	955,375,432.76	369,580,466.61
	32,222,317.46	-120,782,163.09
	-69,866.25	33,395.39
	-723,402,783.89	-29,442,963.99
	792,226,544.55	364,006,352.53
	68,823,760.66	334,563,388.54

7





1

|

	1,159,899,502.00				1,398,498,487.30	278,520,290.04	-725,504.32	528,267,747.00	3,685,063,626.20	73,903,788.76	6,566,387,356.90	
	1,739,511,903.00				-808,916,475.01	-145,518,755.89	3,020,626.04	189,439,584.98	475,953,436.76	114,869,446.72	1,859,397,278.38	
							3,020,626.04		1,825,199,447.95	-15,047,159.64	1,813,172,914.35	
	-337,350.00				3,013,175.99	-142,817,847.56				138,539,000.00	284,032,673.55	

1	-337,350.00				-2,418,124.80	-142,817,847.56				138,539,000.00	278,601,372.76	
---	-------------	--	--	--	---------------	-----------------	--	--	--	----------------	----------------	--



2 0 1 7

3					9,633,047.81						9,633,047.81
4											

	1,159,899,502.00				1,393,117,928.34	278,520,290.04			528,267,747.00	3,497,344,933.80	6,300,109,821.10
	1,739,511,903.00				-808,158,128.46	-145,518,755.89			189,439,584.98		



2 0 1 7

1	811,929,651.00				-811,929,651.00									
2														



		2002 6	
[2002]18			
	5		330000000024078
2008 4 22		[2008]573	1,680
2008 5 20	6,680	2008 5 23	
91330000727215176K			
2017 6 30		289,875.613	289,875.613
1187	1199		

2017 8 4

4

5

6

1



2

3



3

4

5

6

11

1

2



3

4

5

13

14

1

2



15

16

1

2

		20	5	4.75
		5-10	5	19.00-9.50
		4-8	5	23.75-11.88
		3-5	5	31.67-19.00

3

17



18

1

Fin@KOH@ENE@FSI-(K&C)@

1



B

	50	
	5-10	
	2-5	
	5-6	
	10	

21

1

2


22

1



1

2





28

1

2

29

30

1

16

2017 15

2017 1 1

344,410,303.28

1

--	--	--

		17% 11% 6%
		5%
		7% 5%
		15% 25%
		3%
		2%
	2016 11 1	0.10%

	15%
	15%
	15%
	16.50%
	25%

2

	[2011]100	17%	3%
			17%
[2014] 05	2014 1087 2	GR201433001797	2014 10
27	15%	[2015]256	2015
GR201633001378	-	15%	[2015]256 2015
GR201533000959	-	15%	

1

	120,007.66	123,351.33
	2,173,401,216.37	2,683,107,122.02
	157,632,134.88	75,564,306.86

	2,331,153,358.91	2,758,794,780.21
	210,443,837.94	109,917,906.40

	27,765,004.24	18,624,594.65
	609,018,560.00	264,993,400.00
	125,222,399.57	400,000,000.00
	762,005,963.81	683,617,994.65

2

3

4

1

	1,214,481,784.14	1,148,207,671.63
	1,214,481,784.14	1,148,207,671.63

2

		1,017,013,139.55
		1,017,013,139.55

3

	573,607,907.36	



	573,607,907.36
--	----------------

4

5

1

	7,585,644, 236.20	100.00%	651,258, 447.14	8.59%	6,934,385, 789.06	6,778,96 8,802.38	100.00%	573,411,62 1.48	8.46%	6,205,557,1 80.90



2

77,846,825.66

0.00

3

4

135,058,889.21 1,003,523,068.22 13.23%

5

6

6

1

1	73,934,699.44	94.98%	65,	

7

1

	11,282,962.72	17,077,965.32
	11,282,962.72	17,077,965.32

2

8

9

1

	424,856,864.19	100.00%	28,191,721.22	6.64%	396,665,142.97	232,803,584.31	100.00%	16,185,826.44	6.95%	216,617,757.87
	424,856,864.19	100.00%	28,191,721.22	6.64%	396,665,142.97	232,803,584.31	100.00%	16,185,826.44	6.95%	216,617,757.87

1				
1	1	366,715,776.18	18,335,788.81	5.00%

1	366,715,776.18	18,335,788.81	5.00%
1 2	46,204,635.39	4,620,463.54	10.00%
2 3	7,623,491.40	2,287,047.42	30.00%
3	4,312,961.21	2,948,421.45	
3 4	2,404,049.46	1,202,024.73	50.00%
4 5	812,575.17	650,060.14	80.00%
5	1,096,336.58	1,096,336.58	100.00%
	424,856,864.19	28,191,721.22	



3		11,654,466.89	1	2.74%	582,723.34
4		9,612,300.00	1	2.26%	480,615.00
5		6,401,068.78	1	1.51%	320,053.44
	--	106,185,336.15	--	24.99%	5,309,266.80

11

	116,833,286.40	170,404,785.65
	116,833,286.40	170,404,785.65



	280,723.08			24,840.00						305,563.08	
--	------------	--	--	-----------	--	--	--	--	--	------------	--

|

|

17

1

1.	515,324,149.41	57,060,675.25	36,148,524.01	408,671,019.60	1,017,204,368.27
2.	407,831,871.46				



1.	817,063,131.42	56,219,995.04	8,113,464.59	182,717,141.93	1,064,113,732.98
2.	421,384,658.43	33,530,212.52	9,614,893.94	177,688,623.15	642,218,388.04

2

	406,088,144.07	

18

1

3



1

3.

		461,001,011.57	92,538,052.64	399,948,046.36	80,673,687.33
		273,190,675.67	53,443,306.68	241,617,280.96	41,423,879.16
		237,691,499.49	19,580,779.67	50,494,249.53	11,855,853.18
		96,912,703.32	14,631,971.00	100,227,269.92	15,110,965.49
		99,728,520.42	16,272,534.64	69,508,676.11	11,347,934.23
				82,851,230.38	13,009,827.55
		25,685,395.31	5,511,960.70	25,348,839.49	5,701,411.51
		1,194,209,805.78	201,978,605.33	969,995,592.75	179,123,558.45

5

--	--	--	--

2019



	590,123,051.91	1,097,636,528.27
	1,096,352,552.49	1,048,026,861.09
	1,686,475,604.40	2,145,663,389.36

0.00

26

1

	1,948,725,411.40	1,832,870,621.98
	88,782,748.26	109,579,502.70
	2,037,508,159.66	1,942,450,124.68

2

1

27

1

--	--	--



	598,329,602.09	1,419,645,456.28	1,553,355,764.56	464,619,293.81
--	----------------	------------------	------------------	----------------

2

1	516,318,852.10	1,168,205,100.09	1,333,169,240.25	351,354,711.94
2		50,195,117.68	50,195,117.68	
3	4,424,019.76	36,556,253.27	36,569,212.05	4,411,060.98
	3,943,043.51	32,307,928.83	32,313,307.56	3,937,664.78
	130,436.82	1,480,295.49	1,478,030.76	132,701.55
	350,539.43	2,768,028.95	2,777,873.73	



	479,378,503.49	451,401,215.87
--	----------------	----------------

30

	867,672.70	
	2,482,092.87	1,037,775.33
	3,349,765.57	1,037,775.33

31

--	--	--

33

1


12/30/2017

37

		+ -					
	2,899,411,405.						
	00						

133,001,534.15

40





	7,259,169,598.38	4,341,341,352.65	4,793,034,398.07	2,907,051,084.65
	205,495,336.00	178,699,448.49	156,712,491.44	139,734,034.21



	124,834,258.40	82,428,362.38
	796,493,894.36	525,744,758.41
	15,197,611.53	13,26

50

	-19,106,762.60	-5,409,647.98
	387,298.43	
	-997,312.35	-2,093,408.00
	5,543,861.26	19,954,855.18
BT		209,059.92
		121,205.21
	154,372.61	
	-14,018,542.65	12,782,064.33

51

	344,410,303.28	

52

	393,167.69	82,363.49	393,167.69
	393,167.69	82,363.49	393,167.69
	7,657,006.00	247,171,205.21	7,657,006.00
	9,627,958.79	1,359,417.95	9,627,958.79

	505,832.91	338,061.13	505,832.91
	505,832.91	338,061.13	505,832.91
	813,640.00		813,640.00
	22,941.46	6,307,266.89	
	366,426.69	9,749.96	366,426.69
	1,708,841.06	6,655,077.98	1,685,899.60

56

1

	18,209,243.49	8,058,917.69
	7,657,006.00	16,582,441.41
	1,610,519.04	5,835,742.66
	3,967,743.59	1,418,064.26
	31,444,512.12	31,895,166.02

2

	82,953,968.46	82,518,855.77
	20,326,430.65	12,551,961.76
	58,326,362.00	54,718,951.66
	100,998,248.82	94,583,293.59
	41,758,004.25	44,818,817.78
	76,535,343.31	51,491,928.13
	28,513,337.71	21,071,341.37
	18,483,964.29	13,095,195.55
	48,250,855.18	30,106,309.78
	24,681,593.64	15,846,648.58
	601,885.88	1,705,883.71
	138,831,556.18	19,601,316.55
	259,834,351.37	126,621,849.15
	1,900,773.61	1,724,471.75
	901,996,675.35	570,456,825.13

3

		942,400.00

	351,064,980.00	
	2,130,084,083.36	--

59

1





	--	--	
	236,367,940.51	6.7744	1,601,250,976.19
	12,914,290.13	7.7496	100,080,582.79
	43,175.84	1.8445	79,637.84
	187,537.19		

	797,924.26	1.8445	1,471,771.30
	22,774,674.00	0.0102	232,301.67
	450,000.00	0.0654	29,430.00
	50,000.02	1.8065	90,325.04
	7,000.00	4.9135	34,394.50
	616,976.68	0.5208	321,321.45

2

1

LIMITED 7 DAHUA SECURITY MALAYSIA SDN. BHD. DHTECH INDIA PRIVATE 7





Dahua Technology Mexico S.A.de C.V.					100.00%	
DH Chile SpA					100.00%	

					95.00%	
					97.00%	
DAHUA SECURITY MALAYSIA SDN. BHD.					100.00%	
DHTECH INDIA PRIVATE LIMITED					100.00%	

DAHUA GUVENLIK
TEKNOLOJILERI SANAYI VE
TICARET ANONIM SIRKETI

3

1



	313,465,425.85	103,831.15	313,569,257.00	301,869,914.49	16,460.45	301,886,374.94
	83,073,358.50	36,072,309.87	119,145,668.37	37,510,658.78	45,347,435.41	82,858,094.19

()

12

229.89[(411,-)2(763,-)2(2.62426)-2(27)]TJETQ4142.04 544.6 91.62 19.09ID 4eNB/TT0 9 Tf233.42 53

	1	1-3	3	
	2,096,105,129.96			2,096,105,129.96
	1,686,475,604.40			1,686,475,604.40
	2,037,508,159.66			2,037,508,159.66

411,763,255.27



3

4**1**

/

		847,846.11			

/



		408,814.36	69,798.83
		204,486.32	
		8,290.59	
		1,053,782.04	
		6,733,333.34	
		374,209.41	
		259,391.43	36,611.96
		23,290.60	37,299.14
		29,059.83	
		14,588.89	

4

--	--	--	--



5

1

		141,371.02	7,068.55	122,100.00	6,105.00
		739,198.56	72,029.86	739,198.56	36,959.93
		862,789.00	43,139.45		
		6,674,690.00	333,734.50		
		437,825.00	21,891.25		
		314,000.00	30,570.00	20,000.00	600.00
		378,220.00	24,811.40	382,962.00	11,488.86
		91,700.00	4,585.00		
				24,620.00	738.60
				248,240.00	7,447.20

2

		207,999.99	
			111,391.32
			72,667.00

1



2,746.43

2,473.28

273.15

				606,763,392.60	
3					100,000
	2017 6 30		443,200,350.54		
			426,632,745.91		
4				1,320	
	8,452,379.45	20170420-20170719	07100JY20178031	07100JY20178032	07100JY20178033
	07100JY20178034	07100JY20178035	07100JY20178036	07100JY20178037	
5				1,000	
	3,662,496.00	20170517-20170815	07100JY20178039	07100JY20178038	
	2,580,879.80	20170523-20170821	07100JY20178040		
6				1,500	
	14,588,858.88	20170623-20170921	07100JY20178041	07100JY20178042	07100JY20178043
	07100JY20178044	07100JY20178045	07100JY20178046	07100JY20178047	07100JY20178048
7				1470	
	1,390	20170622-20170929		07100YH20178003	
8				1,200	20170524-20180523
		1,000	20170103-20180103		3
1,500	20170621-20171216		2017 6 30		
9			2017 2		
	60,000			2017	1-006
10				PPP	
	226,028,147.80			2017 6 30	

1

2

1

2017 7

15

5,000

2,325

46.5%

2

PPP

2017 7 14

PPP)

431,479

1

1

2

--	--	--	--	--



	6,909,465,835.22	100.00%	83,575,408.32	1.21%	6,825,890,426.90	6,041,383,604.37	100.00%	76,200,981.95	1.26%	5,965,182,622.42
1	6,444,636,817.16	93.27%			6,444,636,817.16	5,645,493,449.44	93.45%			5,645,493,449.44
2	464,829,018.06	6.73%	83,575,408.32	17.98%	381,253,609.74	395,890,154.93	6.55%	76,200,981.95	19.25%	319,689,172.98



3

4

	6,465,249,493.78	93.57%
4,109,039.56		

5

6

2

1

1			
1	129,123,462.70	6,456,173.13	5.00%
1	129,123,462.70	6,456,173.13	5.00%
1 2	28,072,865.53	2,807,286.55	10.00%
2 3	1,234,851.50	370,455.45	30.00%
3	2,711,082.41	2,039,482.05	
3 4	1,062,170.66	531,085.33	50.00%
4 5	702,575.17	562,060.14	80.00%
5	946,336.58	946,336.58	100.00%
	161,142,262.14	11,673,397.18	

È X €Hì)ò I1IS" •H €Â Ä €T€Häxv €T€Hì" KbT€H ,@ €T€Hâ3v €T€Hì" ä€AT¶%H €

2

3,818,764.28

0.00

3

4



1		73,850,302.31	1	22.32%	
2		60,008,810.84	2	18.14%	
3		16,000,000.00	1	4.84%	
4		9,492,687.39	1	2.87%	474,634.37
5		5,602,159.00	2		



	3,754,991.46	1,671.99		3,756,663.45		
	60,000,000.00			60,000,000.00		
	648,226,688.02	23,009.42				



				-232,720.04						-232,720.04	
	23,485,878.42	90,000,000.00	33,000,000.00	-18,582,462.42						61,903,416.00	
	23,485,878.42	90,000,000.00	33,000,000.00								



	8,447,892.10	
	2,523,400.51	
	593,916.82	
	12,419,274.24	--

1

1

2

		/	/
	11.29%	0.34	0.34
	11.15%	0.34	0.34

3

